


The Keylite Loft Ladder is designed to ensure simple, fast installation.



With pre-installed Flick-Fit brackets, allowing installation from below the loft, and with a unique detachable ladder which enables one-person installation, the Keylite Loft Ladder is designed to make your life easier.


Features

- Flick-Fit installation – Pre-installed brackets for installation from below
- Continuous seal around trapdoor reduces heat loss
- Pre-fitted handrail as standard
- White 36mm thick insulated trapdoor, with U-Value of 1.1w/(m2.K) as standard
- Unique detachable ladder – enables one person to install
- Recessed locking system
- Slip resistant treads
- Dovetail joints on all treads
- Scratch resistant protective feet
- Fire resistant




3
Year
Warranty


Features



Dovetail joints on all treads




Scratch resistant protective feet



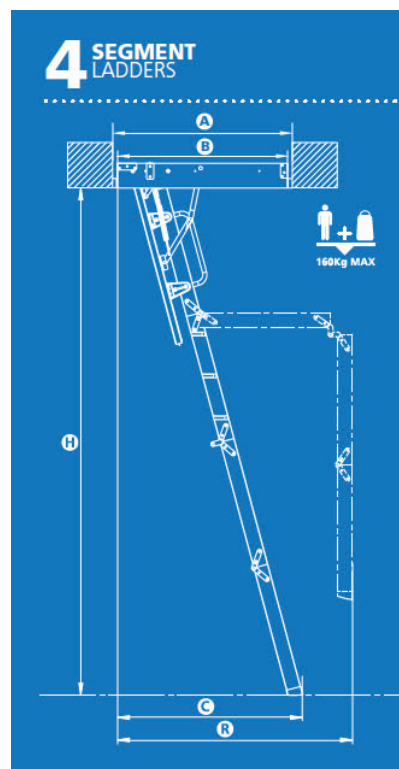
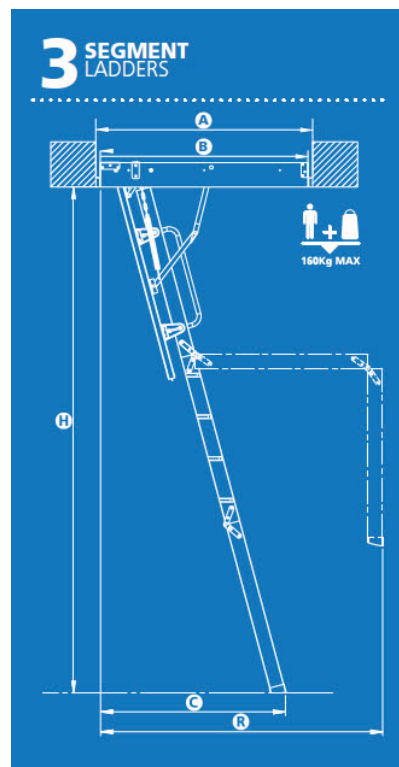
Unique detachable ladder enables one person installation



Flick-Fit Installation with pre-installed brackets from installation below



Engineered for ease of use and quick operation



Models and Specifications

Keylite Product Code	KYL02	KYL03	KYL08	KYL09
Ceiling opening dimension (mm)	550m x 1200	550m x 1200	700m x 1200	700m x 1200
Frame external Dimension (mm)	530m x 1140	530m x 1140	680m x 1140	680m x 1140
Number of ladder sections	3	4	3	4
Section C : (mm)	1025	1145	1025	1145
Section R: (mm)	1565	1605	1565	1605
Section H: (mm)	2800	3200	2800	3200